

**From:** Scala, Mary Joy  
**Sent:** Wednesday, October 25, 2017 4:32 PM  
**To:** 'Michael Williams'  
**Subject:** BAR Action - 222 E Main Street - October 17, 2017

October 25, 2017

Williams Pentagram Corporation  
101 Third Street SE  
Charlottesville, VA 22902  
ATTN: Michael R. Williams

**RE: Certificate of Appropriateness Application**  
BAR 17-10-04  
222 East Main Street  
Tax Parcel 280037A00  
Williams Pentagram Corps, Owner/ Michael R. Williams, Applicant  
Window Replacement

Dear Applicant,

The above referenced project was discussed before a meeting of the City of Charlottesville Board of Architectural Review (BAR) on October 17, 2017. The following action was taken:

**Schwarz moved: Having considered the standards set forth within the City Code, including City Design Guidelines for Rehabilitation, I move to find that the proposed window replacement satisfies the BAR's criteria and is compatible with this property and other properties in the Downtown ADC district, and that the BAR approves the application for the aluminum clad window with the standard size central muntin, we just ask that the applicant confirms the size of the smaller muntins and what the best match is to that. Sarafin seconded. Approved (7-0).**

This certificate of appropriateness shall expire in 18 months (April 17, 2019), unless within that time period you have either: been issued a building permit for construction of the improvements if one is required, or if no building permit is required, commenced the project. You may request an extension of the certificate of appropriateness before this approval expires for one additional year for reasonable cause.

If you have any questions, please contact me at 434-970-3130 or [scala@charlottesville.org](mailto:scala@charlottesville.org).

Sincerely yours,

Mary Joy Scala, AICP  
Preservation and Design Planner

**Mary Joy Scala, AICP**  
Preservation and Design Planner  
City of Charlottesville  
Department of Neighborhood Development Services  
City Hall - 610 East Market Street  
P.O. Box 911  
Charlottesville, VA 22902  
Ph 434.970.3130 FAX 434.970.3359  
[scala@charlottesville.org](mailto:scala@charlottesville.org)

**CITY OF CHARLOTTESVILLE  
BOARD OF ARCHITECTURAL REVIEW  
STAFF REPORT  
October 17, 2017**



**Certificate of Appropriateness Application**

BAR 17-10-04

222 East Main Street

Tax Parcel 280037A00

Williams Pentagram Corps, Owner/ Michael R. Williams, Applicant

Window Replacement

---

**Background**

222 East Main Street, the Kaufman Building, was built in 1883 and was given a new façade in 1929. It is a contributing structure in the Downtown ADC District. (Historic survey attached)

April 1998 - VNB received BAR approval to make certain changes to accommodate the bank use, including installation of an ATM machine.

May 20, 2008- The BAR partially approved the ATM request (5-2-1 Adams recused). They specified in particular the sign replacing the existing aluminum sign with a blue panel with white letters to be lit, but enclosure to be more neutral color to blend with the wall.

March 20, 2012 - The BAR approved (9-0) the application [to replace five windows and sills on the 2<sup>nd</sup> story of the Third Street SE façade with aluminum clad wood sash packs, custom built by Gaston & Wyatt, that would replicate the design and dimensions of the existing windows. The vertical muntin would be 1-1/8"; the color of the windows would be Sienna (off-white). The new sills would be mahogany; the trim would be would be patched and re-painted to match the windows.]

(Note: According to the applicant, Moses Kaufman replaced five of the original ten windows when he replaced the building's 1880 front façade in the early 1920's.)

**Application**

The applicant is requesting approval to replace a large (8' x 4.5') window on the second floor of 222 East Main Street. They have discussed the condition of the window with two different carpenters who feel the window is beyond repair. The applicant wants to replace the window with a custom-built window by Gaston and Wyatt, which would replicate the original window's double-hung eight over eight style. There are four different options for the replacement window, specifics for each can be found in the submitted application.

**Criteria and Guidelines**

**Review Criteria Generally**

*Sec. 34-284(b) of the City Code states that,*

*In considering a particular application the BAR shall approve the application unless it finds:*

*(1) That the proposal does not meet specific standards set forth within this division or applicable provisions of the Design Guidelines established by the board pursuant to Sec.34-288(6); and*

- (2) *The proposal is incompatible with the historic, cultural or architectural character of the district in which the property is located or the protected property that is the subject of the application.*

**Pertinent Standards for Review of Construction and Alterations include:**

- (1) *Whether the material, texture, color, height, scale, mass and placement of the proposed addition, modification or construction are visually and architecturally compatible with the site and the applicable design control district;*
- (2) *The harmony of the proposed change in terms of overall proportion and the size and placement of entrances, windows, awnings, exterior stairs and signs;*
- (3) *The Secretary of the Interior Standards for Rehabilitation set forth within the Code of Federal Regulations (36 C.F.R. §67.7(b)), as may be relevant;*
- (4) *The effect of the proposed change on the historic district neighborhood;*
- (5) *The impact of the proposed change on other protected features on the property, such as gardens, landscaping, fences, walls and walks;*
- (6) *Whether the proposed method of construction, renovation or restoration could have an adverse impact on the structure or site, or adjacent buildings or structures;*
- (8) *Any applicable provisions of the City's Design Guidelines.*

**Pertinent Design Review Guidelines for Rehabilitation**

**C. WINDOWS**

*Windows add light to the interior of a building, provide ventilation, and allow a visual link to the outside. They also play a major part in defining a building's particular style. Because of the wide variety of architectural styles and periods of construction within the districts, there is a corresponding variation of styles, types, and sizes of windows.*

*Windows are one of the major character-defining features on buildings and can be varied by different designs of sills, panes, sashes, lintels, decorative caps, and shutters. They may occur in regular intervals or in asymmetrical patterns. Their size may highlight various bay divisions in the building. All of the windows may be the same or there may be a variety of types that give emphasis to certain parts of the building.*

1. *Prior to any repair or replacement of windows, a survey of existing window conditions is recommended. Note number of windows, whether each window is original or replaced, the material, type, hardware and finish, the condition of the frame, sash, sill, putty, and panes.*
2. *Retain original windows when possible.*
3. *Uncover and repair covered up windows and reinstall windows where they have been blocked in.*
4. *If the window is no longer needed, the glass should be retained and the back side frosted, screened, or shuttered so that it appears from the outside to be in use.*
5. *Repair original windows by patching, splicing, consolidating or otherwise reinforcing. Wood that appears to be in bad condition because of peeling paint or separated joints often can be repaired.*
6. *Replace historic components of a window that are beyond repair with matching components.*
7. *Replace entire windows only when they are missing or beyond repair.*
8. *If a window on the primary façade of a building must be replaced and an existing window of the same style, material, and size is identified on a secondary elevation, place the historic window in the window opening on the primary façade.*
9. *Reconstruction should be based on physical evidence or old photographs.*
10. *Avoid changing the number, location, size, or glazing pattern of windows by cutting new openings, blocking in windows, or installing replacement sash that does not fit the window opening.*
11. *Do not use inappropriate materials or finishes that radically change the sash, depth of reveal, muntin configuration, reflective quality or color of the glazing, or appearance of the frame.*
12. *Use replacement windows with true divided lights or interior and exterior fixed muntins with internal spacers to replace historic or original examples.*

13. *If windows warrant replacement, appropriate material for new windows depends upon the context of the building within a historic district, and the age and design of the building. Sustainable materials such as wood, aluminum-clad wood, solid fiberglass, and metal windows are preferred. Vinyl windows are discouraged.*
14. *False muntins and internal removable grilles do not present an historic appearance and should not be used.*
15. *Do not use tinted or mirrored glass on major facades of the building. Translucent or low (e) glass may be strategies to keep heat gain down.*
16. *Storm windows should match the size and shape of the existing windows and the original sash configuration. Special shapes, such as arched top storms, are available.*
17. *Storm windows should not damage or obscure the windows and frames.*
18. *Avoid aluminum-colored storm sash. It can be painted an appropriate color if it is first primed with a zinc chromate primer.*
19. *The addition of shutters may be appropriate if not previously installed but are compatible with the style of the building or neighborhood.*
20. *In general shutters should be wood (rather than metal or vinyl) and should be mounted on hinges. In some circumstances, appropriately dimensioned, painted, composite material shutters may be used.*
21. *The size of the shutters should result in their covering the window opening when closed.*
22. *Avoid shutters on composite or bay windows.*
23. *If using awnings, ensure that they align with the opening being covered.*
24. *Use awning*

### **Recommendations and Discussion**

Regarding any window replacement, the BAR should determine:

- (1) **If it is appropriate to replace the windows, based on the location, age, and significance of the building and windows, and the condition of the windows; and**
- (2) **If appropriate, then what type of replacement window is permitted in each specific case. In general,**
  - **Replacement windows or sashes should either be wood, or in some cases, aluminum-clad wood. Vinyl windows are rarely permitted.**
  - **The pattern of lights should match the existing pattern in most cases, and the dimensions of the window, sashes, and muntins should match the original as closely as possible.**
  - **All existing exterior window trim must be retained.**
  - **The glass must be clear.**

In staff opinion, either a wood window or an aluminum clad wood window would be appropriate. The applicant makes a practical argument for the clad version (maintenance costs and previously approved windows are clad). The BAR needs to weigh in on the importance of replicating the 3" center rail versus a less expensive 2-1/2" version.

Staff thinks the applicant should be commended for submitting a thorough and thoughtful application.

### **Suggested Motion**

Having considered the standards set forth within the City Code, including City Design Guidelines for Rehabilitation, I move to find that the proposed window replacement satisfies the BAR's criteria and is compatible with this property and other properties in the Downtown ADC district, and that the BAR approves the application as submitted.

# Architectural And Historic Survey



## Identification

STREET ADDRESS: 222 E. Main Street  
 MAP & PARCEL: 28-37  
 CENSUS TRACT AND BLOCK: 1-123  
 PRESENT ZONING: B-4  
 ORIGINAL OWNER: Moses Kaufman  
 ORIGINAL USE: Men's Clothing Store  
 PRESENT USE: Bookstore  
 PRESENT OWNER: The Williams Pentagram Corporation  
 ADDRESS: 717 Park Street  
 Charlottesville, VA

HISTORIC NAME: Kaufman Building  
 DATE / PERIOD: 1883 and 1929  
 STYLE:  
 HEIGHT (to cornice) OR STORIES: 2 storeys  
 DIMENSIONS AND LAND AREA: 24' x 130.07' (3,122 sq. ft.)  
 CONDITION: Good  
 SURVEYOR: Bibb  
 DATE OF SURVEY: Spring 1979  
 SOURCES: City/County Records Michael R. Williams  
 Alexander, Recollections of Early Charlottesville  
 Holsinger Photographs

The Daily Progress, Ch'ville Bicentennial Edition 4/13/62  
 Sanborn Map Co. - 1896, 1907, 1920, 1969

## ARCHITECTURAL DESCRIPTION

This 19th century building was given a new facade in the late 1920's. It is two storeys tall and three bays wide. Construction is of brick laid in stretcher bond on the facade and in 5-course American bond in the older part of the building. Corner piers of rusticated brick on a sandstone foundation support a stone storefront cornice with dentil moulding and a stone frieze between the piers. A shaped stone architrave frames a rather elaborately detailed storefront: The walls are faced with stone above the display windows and with green marble around the entrance and below the display windows on each side of the deep semi-circular-arched entry recess. The pattern of the marble is repeated in glass above the display windows, which are framed in copper with cresting in a leaf design. There are modern double entrance doors and transom beneath an ornately leaded semi-circular fanlight. The facade is dominated by a large window in the center bay at the second level, double-sash, 8-over-8 light, with wide ashlar stone surrounds and a broken segmental pediment with an urn. It is set directly upon the storefront cornice, and a band of stone extends across the facade on each side of the window just above the cornice. There are smaller 4-over-4 light windows with decorated octagonal stone medallions above them in the side bays. Above the storefront cornice, the rusticated brick corner piers continue to the plain brick frieze. There is a stone cornice decorated with a fret band on the parapet. A shed roof covered with standing-seam metal slopes to the rear. The original facade was four bays wide with four segmental-arched 2-over-2 light windows at the second level and a storefront with recessed entrance loggia similar to the one next door. The first bay of the 3rd Street elevation matches the facade with a single simple 8-over-8 light window at the second level. The remaining five bays date back to the 1883 building. In each bay at the second level there is a segmental-headed, double-sash window, 2-over-2 light, with projecting segmental arch and wooden sill. At the first level there are three evenly spaced half-round windows. There is a one-storey rear wing, also in 5-course American bond, with a rear entrance.

## HISTORICAL DESCRIPTION

Moses Kaufman, who had been in business in Charlottesville since 1870, purchased this lot in 1881 (ACDB 80-75). There was a brick building there, built by Tucker Isaacs in the mid-1800's. Kaufman replaced it with the present building in 1883, according to tax records. The foundation and fireplaces of the old house can still be seen in the basement. The firm took the name of "M. Kaufman's Sons" after Kaufman's death in 1898. A one-storey rear wing was added about 1900, and the entire facade was rebuilt in 1929. A nephew-in-law, M. A. Cohen, managed the business after the deaths of Sol and Mortimer Kaufman in 1941 and 1953 and purchased the building in 1963 (City DB 257-154). After Kaufman's closed in the early 1960's, the store room was occupied by the children's department of C. H. Williams, Inc., for about a decade. C. H. Williams, Jr., and W. B. Downer purchased the building in 1973 (DB 323-129) and sold it to the present owner in 1976 (DB 379-348). This building retains more of its original interior fabric than most of the buildings on Main Street. Additional References: City WB 3-106, 7-212, 7-456; DB 101-279.



**Board of Architectural Review (BAR)  
Certificate of Appropriateness**

Please Return To: City of Charlottesville  
Department of Neighborhood Development Services  
P.O. Box 911, City Hall  
Charlottesville, Virginia 22902  
Telephone (434) 970-3130 Email [scala@charlottesville.org](mailto:scala@charlottesville.org)

**RECEIVED**

**SEP 22 2017**

**NEIGHBORHOOD DEVELOPMENT SERVICES**

Please submit ten (10) hard copies and one (1) digital copy of application form and all attachments.  
Please include application fee as follows: New construction project \$375; Demolition of a contributing structure \$375;  
Appeal of BAR decision \$125; Additions and other projects requiring BAR approval \$125; Administrative approval \$100.  
Make checks payable to the City of Charlottesville.  
The BAR meets the third Tuesday of the month.  
Deadline for submittals is Tuesday 3 weeks prior to next BAR meeting by 3:30 p.m.

Owner Name Williams Pentagonum Corp Applicant Name Michael R. Williams  
Project Name/Description Window Replacement Parcel Number 280037  
Project Property Address 222 East Main Street

**Applicant Information**

Address: 101 Third St SE  
Charlottesville VA 22902  
Email: martinet40@gmail.com  
Phone: (W) 971-7143 (C) \_\_\_\_\_  
MARTINET 40@gmail.com

**Property Owner Information (if not applicant)**

Address: \_\_\_\_\_  
Email: \_\_\_\_\_  
Phone: (W) \_\_\_\_\_ (C) \_\_\_\_\_

Do you intend to apply for Federal or State Tax Credits for this project? \_\_\_\_\_

**Signature of Applicant**

I hereby attest that the information I have provided is, to the best of my knowledge, correct.

[Signature]  
Signature \_\_\_\_\_ Date 9/21/17  
Michael R Williams  
Print Name \_\_\_\_\_ Date 9/21/17

**Property Owner Permission (if not applicant)**

I have read this application and hereby give my consent to its submission.

Signature \_\_\_\_\_ Date \_\_\_\_\_  
Print Name \_\_\_\_\_ Date \_\_\_\_\_

**Description of Proposed Work (attach separate narrative if necessary):**

Window Sash replacement (narrative attached)

**List All Attachments (see reverse side for submittal requirements):**

A) photograph of building B) interior photo C) drawing of window, D) quote from Earthshield, and E) material description.

**For Office Use Only**  
Received by: D. Bamore  
Fee paid: \$125.00 Cash/Ck. # 37423  
Date Received: 9/22/2017  
Revised 2016 P17-0172  
Approved/Disapproved by: \_\_\_\_\_  
Date: \_\_\_\_\_  
Conditions of approval: \_\_\_\_\_

Michael Williams  
Williams Pentagram Corporation  
101 Third Street, S.E.  
Charlottesville, VA 22902

September 21, 2017

Board of Architecture Review  
City of Charlottesville  
PO Box 911, City Hall  
Charlottesville, VA 22902

#### DESCRIPTION OF PROPOSED WINDOW REPLACEMENT AT 222 EAST MAIN STREET

I am requesting a BAR Certificate of Appropriateness that would allow me to replace a window on the second floor of the Main Street wall of my building at 222 East Main Street. The building at that address houses the Virginia National Bank. The second floor (whose address is 101 Third Street, S.E.) is my family's residence.

The building was constructed in 1883 as Kaufman's clothing store. The enclosed 1915 photograph (attachment A-1) shows its original design. In 1920 the Kaufman family renovated the building's front facade, producing the building's current aspect (shown in context as attachment A-2).

The window I seek to replace is the large (8' x 4.5') one seen in attachment A-2 and seen from the interior (our living room) in attachment B. The window in question is double-hung with eight lights over eight. The glass itself is single-glazed, of course. So far, so good.

Unfortunately, the window has weathered badly over the last 97 years. Only three of its 16 lights are, conceivably, original glass. Part of one muntin has fallen away completely, leaving one of the panes held in place on just three sides. Five of the other muntins are only partially sound, despite having been re-painted last in the summer of 2015. Glass in two of the panes is cracked.

The top sash has been painted in place but it is out of skew, sagging by nearly half an inch on the west side. The sash cord on that side of the window has broken three times and remains broken because the original steel pulleys have sharpened to the point that they cut the ropes. In other words, the window itself is exhausted. My wife and I are reluctant to open it.

It might be possible to rebuild the existing window, although two carpenters I've talked to about that job have said, "what would be the point? This isn't where you would start." I feel that a new window is necessary.

Earlier this month I contacted Gaston & Wyatt about replacing the window with a custom-built Marvin window that would replicate its design. Five years ago the BAR allowed me to replace five windows from the building's 1883 Third Street facade with Marvin's replica aluminum-clad, double-glazed sash packs. The BAR Staff Report 12-03-03, dated March 20, 2012, certified that action and the five windows it allowed were installed during the Summer of 2012. This request would be for identical materials.

Gaston and Wyatt presented me with four options (see: attachment C). They differ in two ways. As Gaston and Wyatt's Larry Topping advised me:

"As you are probably aware, Marvin has two types of replacement windows that will work. One is clad on the exterior and wood on the interior (like the windows that were replaced) and the other is wood inside and out. We always prefer clad windows when possible but they are not always appropriate. Due too the wide bar in the center, your window creates a unique situation. Your bar is approximately 3 inches. Marvin has a standard bar that is 2 13/32" (almost 2 1/2) From the street, it is very unlikely that anyone would notice the difference, but there is one. Marvin will do a custom 3" center bar but it adds significantly to the price. They also have at the same 2 13/32" standard bar in their wood exterior window, but the 3" because it is wood, is much cheaper than the clad one..."


Larry sent me net quotes (attachment D) for the aluminum-clad sash pack with 2 13/32" center bar (\$2,370.22),  
for the aluminum-clad sash pack with a 3" center bar (\$3,260.44),  
for the wood (primed white pine with 3" center bar ADL/SDL (\$2,040.92), and  
for the wood (primed white pine with 3" center bar SDL (\$1,963.53).

I would prefer to buy the aluminum-clad sash pack with the (nearly) 2 1/2" center bar because it would, as Larry suggested, look identical from the street and because it would save me nearly 28% in materials cost. The advantage of "clad" over "wood" is in maintenance costs. The wood window would require repainting every five years 25 feet above the Virginia National Bank's front door.

The exterior color, in either case, would be what Marvin calls "Cashmere." That is the color the BAR approved for window trim on the front facade. My printer doesn't adequately represent it but it's included in "Attachment E (Marvin Materials Description)." I have one aluminum sample for the Board to examine at its meeting.

I hope for approval at your October meeting so the window can be installed before cold weather and Thanksgiving. Thank you for your attention to this matter.

Sincerely,



Michael Williams



# Kaufman Building | 21

222 E. Main Street

Moses Kaufman and sons built the Kaufman Building in 1883 as a dry goods store and residence. The two-story red brick building had a simple Classical Revival façade. In 1915, Louise Zimmerman, a milliner, lived on the second floor. At some point during the mid-20th century the Kaufmans remodeled the façade — updating it in the Renaissance Revival style, reducing the number of upper story windows from four to three, enlarging the central window and adding an open pediment above it.

The Kaufman family owned the building until 1963 when it was sold to the Williams family. In 1976, the Williams Pentagram Corporation opened the Williams Corner Bookstore here. In the 1980s, the family renovated the upstairs for use as their residence. While renovating his basement in 1989, Michael Williams discovered that his building had an important connection to the history of housing in Charlottesville. He uncovered the foundations of the home of Nancy West, who was the wealthiest non-white citizen of Charlottesville in 1850, largely due to her landholdings. West was a free black woman, and the common-law wife of the Jewish businessman David Isaacs, with whom she had seven children. Her daughter Julia married Eston Hemings, the son of Sally Hemings. Though the store was taken over by the Virginia National Bank in 1998, the upstairs is still maintained as a residence.





*Kaufman Clothing, 1915*  
Image from Hulsinger Collection, University of Virginia



*On the Downtown Mall*  
Image from The Virginia National Bank, 1998

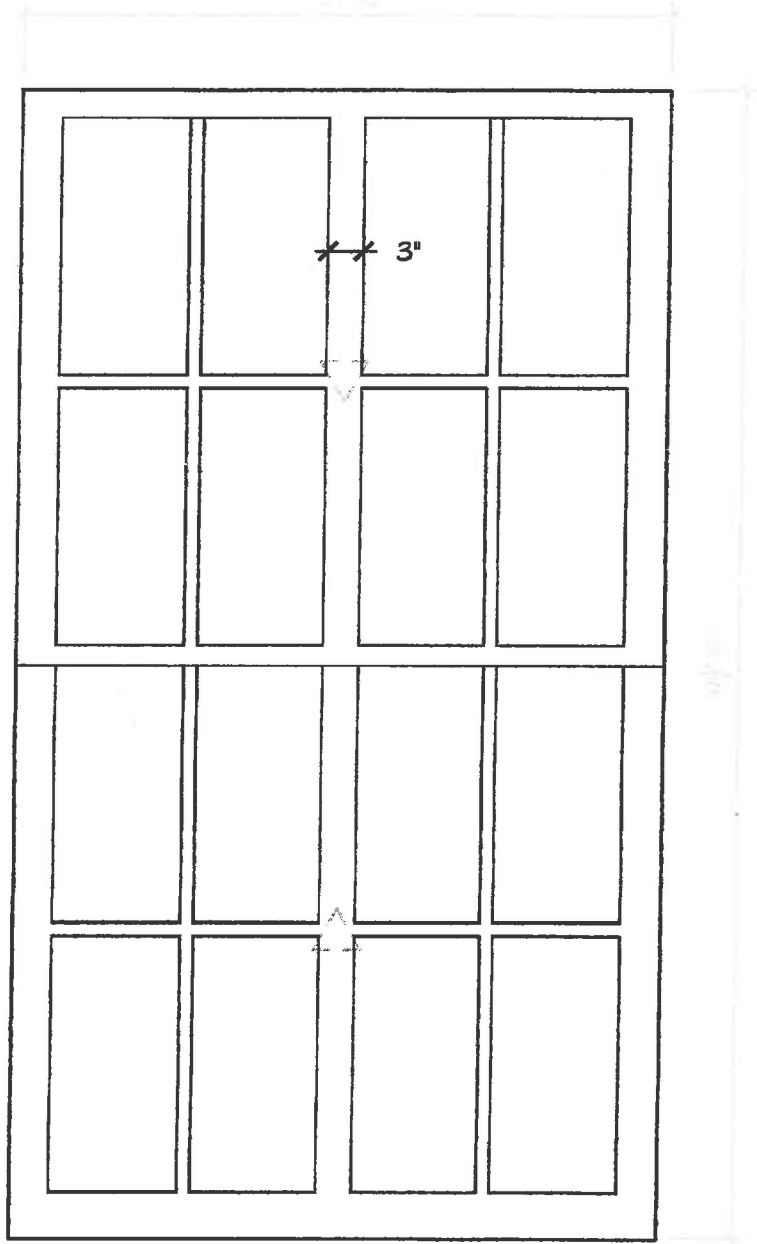
**ATTACHMENT B (interior photo)**





CMDHTP-With 2 13/32" Center SDL & 1 1/8" SDL

## ATTACHMENT C (G&W options)

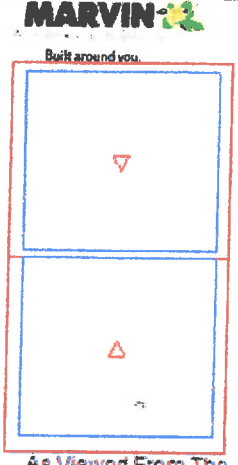


Alternate Option for CMDHTP-With 3" Center SDL & 1 1/8" SDL

## LINE ITEM QUOTES

The following is a schedule of the windows and doors for this project. For additional unit details, please see Line Item Quotes. Additional charges, tax or Terms and Conditions may apply. Detail pricing is per unit.

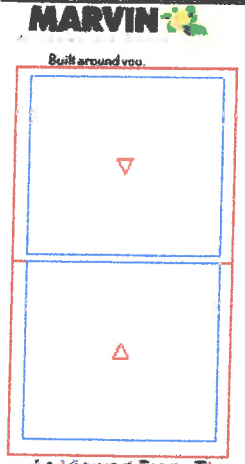
Line #1	Mark Unit: Clad 2 13/32 SDL center	Net Price:	2,370.22
Qty: 1		Ext. Net Price:	2,370.22
		USD	



As Viewed From The Exterior  
 Pattern not drawn because of comment  
 SO 55" X 97 1/2"

Cashmere Clad Exterior  
 Painted Interior Finish - White - Pine Interior  
 Clad Magnum Double Hung Tilt Pac  
 Sash Opening 55" X 97 1/2"  
 \*\*\*Sash Ship Loose  
**Top Sash**  
 Painted Interior Finish - White - Pine Sash Interior  
 IG  
 Low E2 w/Argon  
 Stainless Perimeter and Spacer Bar  
 1 1/8" SDL - With Spacer Bar - Stainless  
 Rectangular - Special Cut 4W2H  
 Cashmere Clad Ext - Painted Interior Finish - White - Pine Int  
**Bottom Sash**  
 Painted Interior Finish - White - Pine Sash Interior  
 IG  
 Low E2 w/Argon  
 Stainless Perimeter and Spacer Bar  
 1 1/8" SDL - With Spacer Bar - Stainless  
 Rectangular - Special Cut 4W2H  
 Cashmere Clad Ext - Painted Interior Finish - White - Pine Int  
 2 /Unit Satin Taupe Sash Lock  
 2 /Unit Satin Taupe Sash Lift  
 Beige Jamb Hardware  
 Special Bevel - 5 Degrees  
 #ADD FOR 2 13/16" CENTER VERTICAL SDL BAR WITH SPACER  
 No Screen  
 # Non system generated Pricing

Line #2	Mark Unit: Clad 3" SDL center	Net Price:	3,260.44
Qty: 1		Ext. Net Price:	3,260.44
		USD	



As Viewed From The Exterior  
 Pattern not drawn because of comment  
 SO 55" X 97 1/2"

Cashmere Clad Exterior  
 Painted Interior Finish - White - Pine Interior  
 Clad Magnum Double Hung Tilt Pac  
 Sash Opening 55" X 97 1/2"  
 \*\*\*Sash Ship Loose  
**Top Sash**  
 Painted Interior Finish - White - Pine Sash Interior  
 IG  
 Low E2 w/Argon  
 Stainless Perimeter and Spacer Bar  
 1 1/8" SDL - With Spacer Bar - Stainless  
 Rectangular - Special Cut 4W2H  
 Cashmere Clad Ext - Painted Interior Finish - White - Pine Int  
**Bottom Sash**  
 Painted Interior Finish - White - Pine Sash Interior  
 IG  
 Low E2 w/Argon  
 Stainless Perimeter and Spacer Bar  
 1 1/8" SDL - With Spacer Bar - Stainless  
 Rectangular - Special Cut 4W2H  
 Cashmere Clad Ext - Painted Interior Finish - White - Pine Int  
 2 /Unit Satin Taupe Sash Lock  
 2 /Unit Satin Taupe Sash Lift  
 Beige Jamb Hardware  
 Special Bevel - 5 Degrees

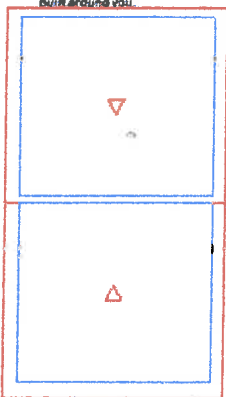
#PM: 3" SDL W/SPACER CENTER VERTICAL BAR ONLY BOTH SASH  
 No Screen  
 # Non system generated Pricing

Line #3	Mark Unit: Add to line 2 set up charge	Net Price:		540.94
Qty: 1		Ext. Net Price:	USD	540.94



\*\*\*\*\*  
 Charge Only  
 \*\*\*\*\*  
 Set - Up  
 3" Milled SDL Bar

Line #4	Mark Unit: Wood version 3" ADL/SDL	Net Price:		2,040.92
Qty: 1		Ext. Net Price:	USD	2,040.92



As Viewed From The Exterior

Pattern not drawn because of comment

SO 55" X 97 1/2"

Primed Pine Exterior  
 Painted Interior Finish - White - Pine Interior  
 Wood Magnum Double Hung Tilt Pac  
 Sash Opening 55" X 97 1/2"  
 \*\*\*Sash Ship Loose  
 Top Sash  
 Primed Pine Sash Exterior  
 Painted Interior Finish - White - Pine Sash Interior  
 IG  
 Low E2 w/Argon  
 ADL  
 Rectangular - Special Cut 2W1H  
 Ovolo Exterior Glazing Profile  
 Bottom Sash  
 Primed Pine Sash Exterior  
 Painted Interior Finish - White - Pine Sash Interior  
 IG  
 Low E2 w/Argon  
 ADL  
 Rectangular - Special Cut 2W1H  
 Ovolo Exterior Glazing Profile  
 2 /Unit Satin Taupe Sash Lock  
 White Jamb Hardware  
 Special Bevel - 5 Degrees  
 #ADD FOR 3" VERTIACAL ADL & 4W3H 1 1/8" SDL WITH SPACER  
 No Screen  
 # Non system generated Pricing  
 \*\*\*Note: ADL lite cuts are subject to Marvin approval.

Line #5	Mark Unit: Wood version 3" SDL	Net Price:		1,963.53
Qty: 1		Ext. Net Price:	USD	1,963.53



Primed Pine Exterior  
 Painted Interior Finish - White - Pine Interior  
 Wood Magnum Double Hung Tilt Pac  
 Sash Opening 55" X 97 1/2"  
 \*\*\*Sash Ship Loose  
 Top Sash  
 Primed Pine Sash Exterior  
 Painted Interior Finish - White - Pine Sash Interior  
 IG  
 Low E2 w/Argon  
 Black Perimeter and Spacer Bar  
 7/8" SDL - With Spacer Bar - Black  
 Rectangular - Special Cut 4W2H  
 Primed Pine Ext - Painted Interior Finish - White - Pine Int  
 Ovolo Exterior Glazing Profile  
 Bottom Sash  
 Primed Pine Sash Exterior

# Williams1 Williams1

Quote #: CB2W4D1

A Proposal for Window and Door Products prepared for:

**Job Site:**  
22901

**Shipping Address:**

GASTON & WYATT INC  
1317 CARLTON AVE  
CHARLOTTESVILLE, VA 22902-5837

JIM WHITE  
GASTON & WYATT INC  
1317 CARLTON AVE  
CHARLOTTESVILLE, VA 22902-5837  
Phone: (434) 971-5537

Email: jimw@gastonwyatt.com

This report was generated on 9/11/2017 12:24:14 PM using the Marvin Order Management System, version 0002.16.00 (Current). Price in USD. Unit availability and price are subject to change. Dealer terms and conditions may apply.

Featuring products from:



## UNIT SUMMARY

The following is a schedule of the windows and doors for this project. For additional unit details, please see Line Item Quotes.

Additional charges, tax or Terms and Conditions may apply. Detail pricing is per unit.

NUMBER OF LINES: 5	TOTAL UNIT QTY: 5	EXT NET PRICE: USD	10,176.05
--------------------	-------------------	--------------------	-----------

LINE	MARK UNIT	BRAND	ITEM	NET PRICE	QTY	EXTENDED NET PRICE
1	Clad 2 13/32 SDL center	Marvin	Clad Magnum Double Hung Tilt Pac	2,370.22	1	2,370.22
2	Clad 3" SDL center	Marvin	Clad Magnum Double Hung Tilt Pac	3,260.44	1	3,260.44
3	Add to line 2 set up charge	Marvin	Set - Up	540.94	1	540.94
4	Wood version 3" ADL/SDL	Marvin	Wood Magnum Double Hung Tilt Pac	2,040.92	1	2,040.92
5	Wood version 3" SDL	Marvin	Wood Magnum Double Hung Tilt Pac	1,963.53	1	1,963.53

# ATTACHMENT D (G&W quotes)



FIND A DEALER

SEARCH

Zip/Postal Code

KEY

INTERNATIONAL

SEE

# ATTACHMENT E (Marvin materials description)

## CLADDING


[REQUEST INFORMATION](#)



### ALUMINUM CLAD WOOD FOR A LOW MAINTENANCE EXTERIOR

All aluminum cladding is not created equal. Our extremely durable extruded aluminum substrate is significantly stronger than form aluminum. Marvin clad meets the toughest AAMA 2605-05 70% PVDF standard for a finish with superior resistance to fading and chalking.

#### Standard Clad Colors



#### Select Clad Colors



- All standard, select and custom colors meet AAMA 2605-05
- Clad colors shown are approximate. Please visit a [Marvin dealer](#) near you to see color samples