

ST. JOHN, BOWLING, LAWRENCE & QUAGLIANA, LLP

ATTORNEYS AT LAW
416 PARK STREET
CHARLOTTESVILLE, VIRGINIA 22902

TELEPHONE
(434) 296-7138

FAX
(434) 296-1301

JAMES M. BOWLING, IV
JMB@STLAWVA.COM
FRANCIS MCQ. LAWRENCE
FML@STLAWVA.COM
RHONDA QUAGLIANA
RQ@STLAWVA.COM

STEPHEN WILLS MURPHY
SWM@STLAWVA.COM

RETIRED
GEORGE R. ST. JOHN

*Tim Reid
Piedmont Roofing
Market + 18th*

November 13, 2012

BY HAND DELIVERY

Mary Joy Scala, AICP, Preservation and Design Planner
City of Charlottesville
Department of Neighborhood Development Services
City Hall - 610 East Market Street
P.O. Box 911
Charlottesville, VA 22902

Re: 416 Park Street Reroof

Dear Mary Joy:

We are in the process of installing a new roof at 416 Park Street. Our existing roof, which is a combination of tin and EDPM on the two flat sections over the porch, is in need of replacement.

No alterations to the gutter system are planned. The gutter system will remain quarter round on the rear of the building and internal drainage system on the front and side.

The product being installed is Englert PermaColor and I have attached a copy of the color possibilities. Based on the color at 420 Park Street, we would like to use Dove Grey.

The height of the ridges and the distance between them is the same as on our existing roofing (1" and 17").

Although this roofing system can be installed with a vent cap, we are using a turned cap which provides the historical look of a turned tin roof.

Please let me know if I can give you any additional information.

Very truly yours,

Francis McQ. Lawrence

FML/aes

Enclosure

Cc: James M. Bowling, Esquire

Ltr.Roof.11912.docx

PermaColor 3500 — Full Strength 70% Kynar 500®/Hylar 5000®

All colors available in Galvalume and Aluminum (.032", .040" & .050"). See your local sales representative for more information.



SunNet Blue NEW
Matches SunNet BIPV Laminate




Hartford Green
R 28.1 • E.9 • SRI 29.7



Dark Bronze
R 29.1 • E.9 • SRI 31



Mansard Brown
R 31 • E.9 • SRI 33.4



Burgundy
R 35.4 • E.9 • SRI 39.2



Royal Blue
R 28 • E.9 • SRI 29.6



Forest Green
R 28.7 • E.89 • SRI 30



Matte Black
R 28.2 • E.9 • SRI 29.8



Medium Bronze
R 32.3 • E.91 • SRI 35.6



Colonial Red
R 36.8 • E.9 • SRI 41




Pacific Blue
R 28.5 • E.9 • SRI 30.1



Everglade Moss
R 32 • E.9 • SRI 34.7



Charcoal Gray
R 30.1 • E.9 • SRI 32.3




Sierra Tan
R 35 • E.91 • SRI 39.1




Deep Red
R 42 • E.91 • SRI 48.2




Slate Blue
R 31 • E.91 • SRI 33.9



Patina Green
R 39 • E.91 • SRI 44.3



Slate Gray
R 40.3 • E.9 • SRI 45.6




Sandstone
R 51 • E.9 • SRI 59.8



Terra Cotta NEW
R 34.8 • E.89 • SRI 37.9




Bone White
R 67 • E.9 • SRI 81.4



Hemlock Green
R 28 • E.92 • SRI 30.4



Dove Gray
R 28 • E.9 • SRI 29.6



Stone White
R 62.5 • E.9 • SRI 75.3



PermaMetallics 3500*

Metallic Copper
R 43.8 • E.9 • SRI 50.2



Champagne
R 38.4 • E.91 • SRI 43.5



Prewathered Galvalume®
R 45.7 • E.91 • SRI 53.1

*These are premium priced paint systems.

R - Denotes Reflectivity
E - Denotes Emissivity
SRI - Denotes Solar Reflective Index



Mill Finish

Galvalume-Plus®
R 68 • E.10 • SRI 54.5

CALL ENGLERT FOR DETAILS
1-800-ENGLERT

Due to the limitations of printing processes, this color chart is not an accurate representation of our actual colors. Sample chips are available on request at no charge. Colors available as of 3/2009.

