



CERTIFICATE OF APPROPRIATENESS APPLICATION

Please Return To: Department of Neighborhood Planning and Development Services
P. O. Box, 911, City Hall
Charlottesville, Virginia 22902
Telephone (804) 970-3182; Fax (804) 970-3359

A. Information on Property Applied For:

Address: 100 W Jefferson St

City Tax Map No.: 33 Parcel: 180

C. Property Owner Information (If not applicant)

Name: Christ Episcopal church

Address: 120 W High St
Charlottesville VA 22902

Phone: (B) _____ (H) _____

B. Applicant Information

Name: Christ Episcopal Church

Address: 610 Robblynn
1500 Amberst St. - Cville 22903

Phone: (B) 804-971-1600 (H) _____

D. Federal Tax Credits: Do you intend to apply for Federal Historic Preservation tax credits for this project? (y) X (n). (Please note that approval of this application does not assure certification of rehabilitation work for Federal preservation tax incentives.

E. Description of Proposed Work (Use Back if Necessary) - Please provide complete information in order to avoid having to come back to the board for subsequent approval.

Replace existing garage door with new door, as attached.

F. List attached information (Drawings and Site Plans to Scale, Photographs, etc.) - Please note that site plans must be approved by the Department of Neighborhood Planning and Development Services before submission to the board.

Summit Coach House Model 1600A
Birch w/ eastern hardware trim.

G. Property Owner Permission (If Not Applicant)

H. Signature of Applicant

I have read this application and hereby give my consent to its submission.

I hereby attest that the information I have provided is, to the best of my knowledge, correct.

Signature _____

Date _____

Signature _____

Date _____

FOR OFFICE USE ONLY

Received By: _____

Date: _____

Approved: [Signature] Disapproved: _____

Conditions of Approval: _____

PLEASE NOTE THAT ADDITIONAL PERMITS (BUILDING, SIGN, ETC.) MAY BE NECESSARY

All models available in all wood combinations.

Summit Coach House Model 1000A

- Birch Plywood with Eastern Hardwood Trim



Summit Coach House Model 1000B

- Rough Cedar Plywood with Western Red Cedar Trim



Summit Coach House Model 1000C

- Vertical Grain Douglas Fir Plywood with Mixed Grain Douglas Fir Trim




Summit Coach House Model 1000D

- Honduran Mahogany Plywood with Honduran Mahogany Trim



Summit Coach House Model 1000E

- Smooth MDO (medium density overlay) Plywood with Smooth Medex Trim
Not Suitable for Staining




Summit Coach House Model 1000F

- Rough Sawn Plywood with Rough STK (select tight knot) Cedar Trim

Summit Coach House Model 1000G

- Red Oak Plywood with Red Oak Trim



Summit Coach House Model 1000H

- Rough Cedar Plywood with Rough STK (select tight knot) Cedar Trim



Summit Coach House Model 1000I

- Lauan Plywood with Grade-A Redwood Trim



Summit Coach House Model 1000J

- Rough Yellow Fir Plywood with Rough Yellow Fir Trim



All models available in all wood combinations.

Welcome to the Coach House Collection

This line has been created to replicate the Early American barn door. These wood sectional garage doors are fashioned after the "swing-open" style and are ideal in renovations, historical landmark properties, and new custom homes. All doors have true-divided lites in the top section as shown.

Choose any of these models or challenge us with your own custom design.

Standard Items

- Summit Door logo branded on the end of each door section
- Nine quality control inspections
- Three or four sections high
- Heavy duty hardware
- Torsion spring counterbalance system

Options

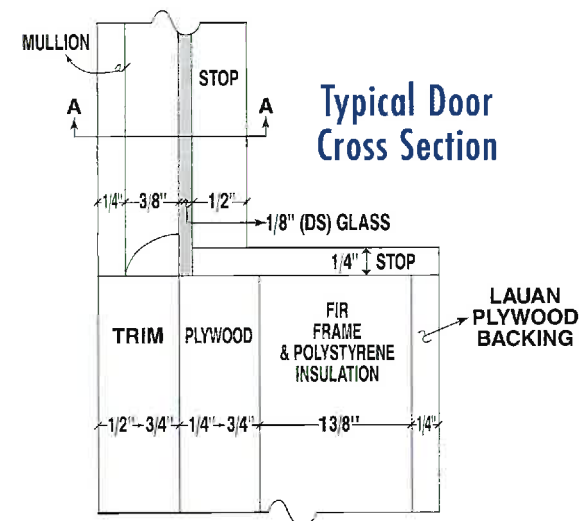
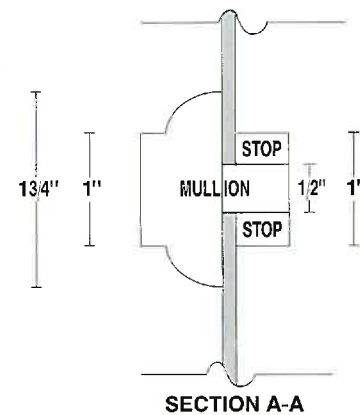
- Custom trim designs
- Arched top designs to match specific radius or template
- Custom glass choices (including insulated)
- Hard-to-find exotic woods
- Clear sealer or white primer
- Special hardware for low headroom, hi-lift and follow-the-roofline applications
- Ornamental iron hinges and pulls
- Powdercoated hardware



Authorized Dealer



True-Divided Lite
Cross Section



Limited Warranty

All Summit Door, Inc. products are sold with a one-year warranty for workmanship and material. All doors must be sealed and properly maintained to validate warranty.

We reserve the right to change product specifications without notice.

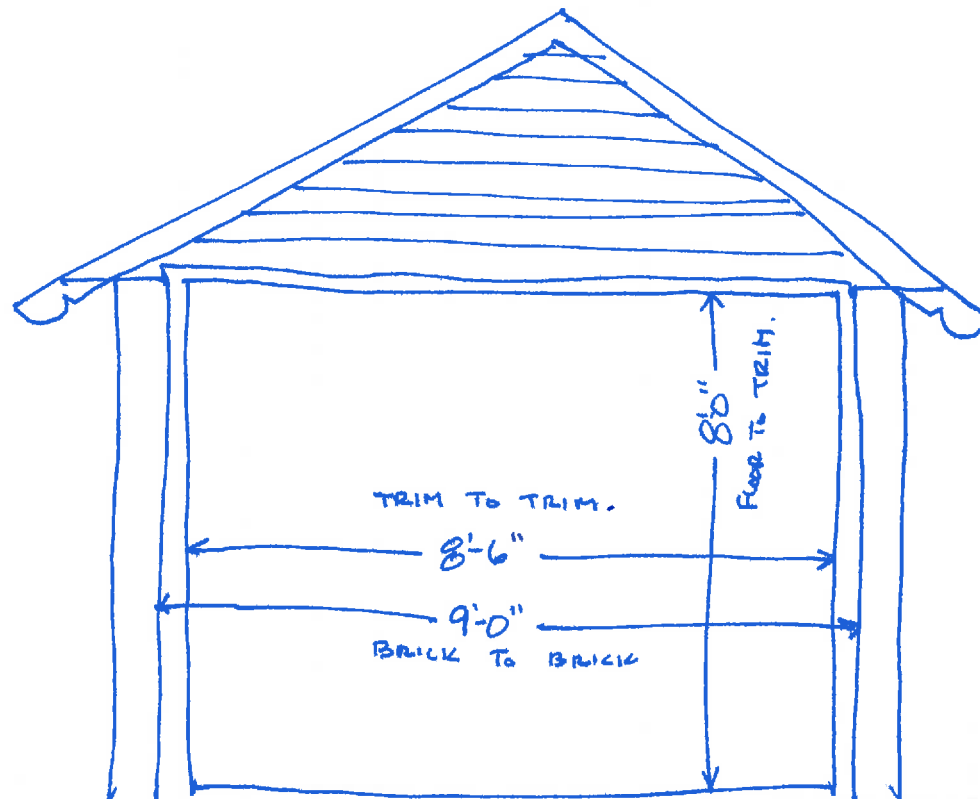
© Copyright 2000, Summit Door Inc.



Coach House Collection



Custom Wood Sectional Garage Doors



GARAGE.