

**From:** Scala, Mary Joy  
**Sent:** Friday, June 30, 2017 3:36 PM  
**To:** gray.dowell@gmail.com  
**Subject:** BAR Action - 513 Valley Road - June 20, 2017

June 30, 2017

Martha W. Cox  
23061 Creighton Farms Drive  
Leesburg, VA 20175  
ATTN Gray C. Dowell

**Re: Certificate of Appropriateness Application**  
BAR 17-06-03  
513 Valley Road  
Tax Parcel 110040000  
Martha W. Cox, Owner/ Grey C. Dowell, Applicant  
Replace Windows

Dear Applicant,

The above referenced projects were discussed before a meeting of the City of Charlottesville Board of Architectural Review (BAR) on June 20, 2017. The following action was taken:

The applicant requested a deferral from the BAR. Schwarz moved: Having considered the standards set forth within the City Code, including City Design Guidelines for Rehabilitation, I move to accept the applicant's deferral. Earnst seconded. Motion approved (6-0).

If you have any questions, please contact me at 434-970-3130 or [scala@charlottesville.org](mailto:scala@charlottesville.org).

Sincerely yours,

Mary Joy Scala, AICP  
Preservation and Design Planner

**Mary Joy Scala, AICP**  
Preservation and Design Planner  
City of Charlottesville  
Department of Neighborhood Development Services  
City Hall - 610 East Market Street  
P.O. Box 911  
Charlottesville, VA 22902  
Ph 434.970.3130 FAX 434.970.3359  
[scala@charlottesville.org](mailto:scala@charlottesville.org)

**CITY OF CHARLOTTESVILLE  
BOARD OF ARCHITECTURAL REVIEW  
STAFF REPORT  
June 20, 2017**



**Certificate of Appropriateness Application**

BAR 17-06-03

513 Valley Road

Tax Parcel 110040000

Martha W. Cox, Owner/ Grey C. Dowell, Applicant

Replace Windows

---

**Background**

This 1 ½-story, 3-bay, gable-roofed, concrete block Colonial Revival-style dwelling was constructed ca. 1940. It has the following architectural features, 2 gable-roofed dormers with 6/6-sash windows, an exterior-end concrete block chimney, 6/6-sash windows with paneled shutters, and a rear shed-roofed dormer. Architectural evidence as well as Sanborn maps suggests that this Colonial Revival-style concrete block dwelling was constructed ca. 1940. It is well preserved and a contributing resource in the potential Oakhurst-Gildersleeve Neighborhood Historic District. (Historic survey attached).

**Application**

✓ The applicant is requesting approval to replace all the original double hung windows. The proposed windows are vinyl with “trim coil exterior wrap” (a thin sheet of aluminum coated with vinyl used to cover the exterior wood trim).

✓ The applicant compared the cost of vinyl windows with aluminum clad wood windows, which the applicant says are cost prohibitive.

**Criteria, Standards, and Guidelines**

**Review Criteria Generally**

*Sec. 34-284(b) of the City Code states that,*

*In considering a particular application the BAR shall approve the application unless it finds:*

- (1) That the proposal does not meet specific standards set forth within this division or applicable provisions of the Design Guidelines established by the board pursuant to Sec.34-288(6); and*
- (2) The proposal is incompatible with the historic, cultural or architectural character of the district in which the property is located or the protected property that is the subject of the application.*

**Pertinent Standards for Review of Construction and Alterations include:**

- (1) Whether the material, texture, color, height, scale, mass and placement of the proposed addition, modification or construction are visually and architecturally compatible with the site and the applicable design control district;*
- (2) The harmony of the proposed change in terms of overall proportion and the size and placement of entrances, windows, awnings, exterior stairs and signs;*
- (3) The Secretary of the Interior Standards for Rehabilitation set forth within the Code of Federal Regulations (36 C.F.R. §67.7(b)), as may be relevant;*
- (4) The effect of the proposed change on the historic district neighborhood;*

- (5) *The impact of the proposed change on other protected features on the property, such as gardens, landscaping, fences, walls and walks;*
- (6) *Whether the proposed method of construction, renovation or restoration could have an adverse impact on the structure or site, or adjacent buildings or structures;*
- (8) *Any applicable provisions of the City's Design Guidelines.*

**Pertinent Design Review Guidelines for Rehabilitation**

**P. WINDOWS**

*Windows add light to the interior of a building, provide ventilation, and allow a visual link to the outside. They also play a major part in defining a building's particular style. Because of the wide variety of architectural styles and periods of construction within the districts, there is a corresponding variation of styles, types, and sizes of windows. Windows are one of the major character-defining features on buildings and can be varied by different designs of sills, panes, sashes, lintels, decorative caps, and shutters. They may occur in regular intervals or in asymmetrical patterns. Their size may highlight various bay divisions in the building. All of the windows may be the same or there may be a variety of types that give emphasis to certain parts of the building.*

- 1. Prior to any repair or replacement of windows, a survey of existing window conditions is recommended. Note number of windows, whether each window is original or replaced, the material, type, hardware and finish, the condition of the frame, sash, sill, putty, and panes.*
- 2. Retain original windows when possible.*
- 3. Uncover and repair covered up windows and reinstall windows where they have been blocked in.*
- 4. If the window is no longer needed, the glass should be retained and the back side frosted, screened, or shuttered so that it appears from the outside to be in use.*
- 5. Repair original windows by patching, splicing, consolidating or otherwise reinforcing. Wood that appears to be in bad condition because of peeling paint or separated joints often can be repaired.*
- 6. Replace historic components of a window that are beyond repair with matching components.*
- 7. Replace entire windows only when they are missing or beyond repair.*
- 8. If a window on the primary façade of a building must be replaced and an existing window of the same style, material, and size is identified on a secondary elevation, place the historic window in the window opening on the primary façade.*
- 9. Reconstruction should be based on physical evidence or old photographs.*
- 10. Avoid changing the number, location, size, or glazing pattern of windows by cutting new openings, blocking in windows, or installing replacement sash that does not fit the window opening.*
- 11. Do not use inappropriate materials or finishes that radically change the sash, depth of reveal, muntin configuration, reflective quality or color of the glazing, or appearance of the frame.*
- 12. Use replacement windows with true divided lights or interior and exterior fixed muntins with internal spacers to replace historic or original examples.*
- 13. If windows warrant replacement, appropriate material for new windows depends upon the context of the building within a historic district, and the age and design of the building. Sustainable materials such as wood, aluminum-clad wood, solid fiberglass, and metal windows are preferred. Vinyl windows are discouraged.*

**Discussion and Recommendations**

✓ If any adjacent property windows were replaced recently, they did not obtain BAR approval.

Regarding any window replacement, the BAR should determine:

(1) If it is appropriate to replace the windows, based on the location, age, and significance of the building and windows, and the condition of the windows; and

(2) If appropriate, then what type of replacement window is permitted in each specific case. In general,

- Replacement windows or sashes should either be wood, or in some cases, aluminum-clad wood. The BAR has also approved, in certain locations, replacement windows of fiberglass like Marvin Integrity, or composites such as Anderson Renewal, which combine wood sawdust with vinyl. Vinyl windows are rarely permitted due to concerns with durability and appearance.
- The pattern of lights should match the existing pattern in most cases. If existing windows are divided, then simulated divided lights (SDLs) may be used. In that case, muntins should be applied to exterior with a spacer bar between the glass.
- The size of the window opening in the exterior wall should not change. The dimensions of the window, sashes, and muntins should match the original as closely as possible.
- All existing exterior window trim must be retained, and repaired if necessary. *not covered w/ aluminum or vinyl.*
- The glass must be clear (min70 VLT).

### **Suggested Motion**

Having considered the standards set forth within the City Code, including City Design Guidelines for Rehabilitation, I move to find that the proposed replacement windows satisfy the BAR's criteria and guidelines and are compatible with this property and other properties in the Oakhurst-Gildersleeve ADC district, and that the BAR approves the application with the following modifications....

**513 Valley Road (DHR # 104-5092-0032)**



<b>STREET ADDRESS:</b>	513 Valley Road
<b>MAP &amp; PARCEL:</b>	11-40
<b>PRESENT ZONING:</b>	R-1SU
<b>ORIGINAL OWNER:</b>	Unknown
<b>ORIGINAL USE:</b>	Residential
<b>PRESENT USE:</b>	Residential
<b>PRESENT OWNER:</b>	M.W. Cox Properties, LLC
<b>ADDRESS:</b>	M.W. Cox Properties, LLC 933 Towlston Road McLean, VA 22101
<b>DATE/ PERIOD:</b>	Ca. 1940
<b>STYLE:</b>	Colonial Revival
<b>HEIGHT IN STORIES:</b>	1.5 Stories
<b>DIMENSIONS AND LAND AREA:</b>	1179 sq.ft./0.139 Acres
<b>SOURCES:</b>	Charlottesville City Records and 2004 Architectural Survey
<b>CONTRIBUTING:</b>	Yes

**ARCHITECTURAL DESCRIPTION**

This 1 ½-story, 3-bay, gable-roofed, concrete block Colonial Revival-style dwelling was constructed ca. 1940. It has the following architectural features, 2 gable-roofed dormers

with 6/6-sash windows, an exterior-end concrete block chimney, 6/6-sash windows with paneled shutters, and a rear shed-roofed dormer.

#### HISTORICAL DESCRIPTION

Architectural evidence as well as Sanborn maps suggests that this Colonial Revival-style concrete block dwelling was constructed ca. 1940. It is well preserved and a contributing resource in the potential Oakhurst-Gildersleeve Neighborhood Historic District.



# Board of Architectural Review (BAR) Certificate of Appropriateness

Please Return To: City of Charlottesville  
Department of Neighborhood Development Services  
P.O. Box 911, City Hall  
Charlottesville, Virginia 22902  
Telephone (434) 970-3130 Email [scala@charlottesville.org](mailto:scala@charlottesville.org)

RECEIVED

MAY 30 2017

NEIGHBORHOOD DEVELOPMENT SERVICES

Please submit ten (10) hard copies and one (1) digital copy of application form and all attachments.  
Please include application fee as follows: New construction project \$375; Demolition of a contributing structure \$375;  
Appeal of BAR decision \$125; Additions and other projects requiring BAR approval \$125; Administrative approval \$100.  
Make checks payable to the City of Charlottesville.  
The BAR meets the third Tuesday of the month.  
Deadline for submittals is Tuesday 3 weeks prior to next BAR meeting by 3:30 p.m.

Owner Name	<u>Martha W. Cox</u>	Applicant Name	<u>Gray C. Dowell</u>
Project Name/Description	_____		
Project Property Address	<u>513 Valley Road, Charlottesville, VA 22903</u>		

### Applicant Information

Address: 23061 Creighton Farms Dr,  
Leesburg, VA 20175  
Email: gcodrad@aol.com  
Phone: (W) \_\_\_\_\_ (C) 571-277-4198  
gray.dowell@gmail.com

### Property Owner Information (if not applicant)

Address: 933 Towlston Rd,  
McLean, VA 22102  
Email: \_\_\_\_\_  
Phone: (W) 703-759-9126  
- home

Do you intend to apply for Federal or State Tax Credits for this project? yes

### Signature of Applicant

I hereby attest that the information I have provided is, to the best of my knowledge, correct.

Gray C. Dowell 4/23/2017  
Signature Date

Gray C. Dowell 4/23/2017  
Print Name Date

### Property Owner Permission (if not applicant)

I have read this application and hereby give my consent to its submission.

Martha W. Cox 4/23/2017  
Signature Date

MARTHA W. COX 4/23/2017  
Print Name Date

Description of Proposed Work (attach separate narrative if necessary): Replace - see attachment

List All Attachments (see reverse side for submittal requirements): \_\_\_\_\_

### For Office Use Only

Received by: D. Eubank  
Fee paid: 125.00 Cash/Ck. # 1449  
Date Received: 5/3/17

Approved/Disapproved by: \_\_\_\_\_

Date: \_\_\_\_\_

Conditions of approval: \_\_\_\_\_

513 Valley Road

Description of Proposed Work:

Replace original double hung windows - most of the windows do not open. House was probably built in the 40-50's.

- ① Pella exterior wrap (trim coil) with mullions - \$6,760
- ② Replacement Pella Aluminum clad wood windows \$15,681.62 - with labor \$19,000
- ③ Rent per year is \$22,500

My mother, Martha W Cox, owner is 89 years old and has 24 hour care. She cannot afford to pay \$19,000 for windows.

Adjacent houses, 515 and 505 as well as 507 all appear to have exterior wrap (trim coil) replacement windows


Photos of existing windows show deterioration

Contractor who say the windows are jammed, we are concerned with the ability to access all windows to open in emergencies.





513 VR Street & right side



513 VR back of left side



515 street



507 street



505 street



# Installation Proposal – Windows

Date:

Store #	517	Sales Specialist	Brandon Leathers
Customer Name	Gray Powell	License #	1441027
2nd Contact Name	Wayne Branch	Home Phone	
Job Site Address	513 Valley Rd	Work/Cell Phone	434-295-1101
City, State and Zip	Crille Va 22902	Customer Email	

### Preparation:

- Pre-installation inspection
- Provide appropriate protection to home during installation
- Obtain and post any necessary permits
- Dedicated project support staff will be in contact with you every step of the way

### Additional Considerations:

- Install new interior casing
- Install new exterior trim
- Install new exterior wrap (trim coil)
- Custom work:

### Installation:

- Remove and haul away existing windows
- Check existing windows for leaks and evidence of pest infestation
- Install new windows and window accessories, including required caulk, stops, and fasteners

### Clean-up/Final Inspection:

- Complete final cleanup and haul away all job related debris
- Test product and perform complete inspection with customer

### Notes & Product Description

**Total Investment**

\$6,760

All installation services are guaranteed by Lowe's labor warranty. Additional charges may apply for permit fees. Professional installation available through independent contractors licensed and registered where applicable. License numbers and certifications held by or on behalf of Lowe's Home Centers, LLC and/or Lowe's Home Centers, Inc.: AL #8187; AK #39289; AR #0037290514; AZ #ROC291645; CA #991832, Bond #106055877; CT #HIC0639387, #MCO.0903044; DE #1993102010; FL #CCC1326824, #CGC1508417, #CRC1327732, #FRO4517; GA #RBCO005306; HI #C-33489; IL #104014837; KS-Arkansas City #R-2010-0036, Wichita #5495, Johnson County #2012-6366; KY-Lexington #11562; IA #C110383; ID #RCE-38637; IN-Hammond #017105-02; LA-#LMP2481, CBC#16533, #554408; MA #148688, #35194; MD #91680-22; MI #2102144445; MN #BC629859; MS #R17568; MT #161006; NC #70220; ND #30316; NE #23319; NM #382385; NY-New York City #1291730, #1291733, #1375178, #1351065, Nassau #H1777890000, #H1777890100, #H1777890200, Suffolk #43906-H, #48295-ME, #44066-MP, #41444-HF, Buffalo #556853, Putnam #PC2742-A, Tonawanda #CN0391, Rockland #H-11092-B6-00-00, Westchester #WC-23319-H10; NV#0079079; OH-Columbus #G5872, #HIC4565, Lancaster #500596, Warren #4266; OK #48191, 80000341, 002337; OR #202237; PA-Sunbury #751, Johnstown #0467; RI #20575; SC #G116664G118696; TN #64743, #3070; TX #TACLB24674E, #EC-29349; UT #9002087-5501; VA #2701036596A; WA #LOWESH0863DH; WV #WV014656; and WI #1133309. License number(s) and certifications may be subject to change in accordance with local or state government processes. For the most current listing of license numbers and certifications held by or on behalf of Lowe's Home Centers, LLC and related entities, please visit <http://www.lowes.com/licensenumbers>.

IMPORTANT: This is an estimate only. This estimate is subject to change and does not bind you or Lowe's. This estimate is not a contract nor will it modify any future contract you may sign with Lowe's for the installation services. You may accept this proposal only by signing the appropriate Exterior Solutions Installed Sales Contract with Lowe's and making payment according to the terms and conditions therein. (Estimate good for 30 days). Installation fees will be and additional charges may be based on total product required to fulfill order (including waste), which exceeds actual area square footage. If you would like to discuss the measurements or would like a copy of this document, please contact the Lowe's Store Associate. Please review your contract carefully for all charges prior to signing.

[Back to Quote](#)




Date: 04/17/2017

LOWE'S HOME CENTERS, LLC #517  
 400 WOODBROOK DRIVE  
 CHARLOTTESVILLE, VA 22901-1154  
 USA  
 (434) 975-7140



Project #: 504496906 Description: pse window install  
 Customer Name: WAYNE BRANCH  
 Customer Phone: (434) 295-1101  
 Customer Address: 513 VALLEY ROAD  
 CHARLOTTESVILLE,  
 VA 22902  
 USA


Line Item	Product Code	Unit Price	Quantity	Total Price
Frame Size	Description			

<p>0001</p> <p>Size = 35 3/4-in W x 53 3/4-in H</p> 	<p><b>Manufacturer:</b> Reliablit by Atrium</p> <p>***15% off SOS Windows and Doors from 04/12/17 to 04/26/17***</p> <p>***Meets Energy Star Requirements for North-Central/South-Central/Southern Regions***</p> <p>U-Value:0.30, SHGC:0.19</p> <p>- DP35: Size Tested 36-in x 74-in</p> <p>***DP Code and Florida Approval Code only valid up to window size tested***</p> <p>Division: Millwork</p> <p>Product: Windows</p> <p>Type: Double Hungs</p> <p>Manufacturer: Reliablit by Atrium</p> <p>Product Type: Double Hungs</p> <p>Product Line: Replacement</p> <p>Series: 3201 Good</p> <p>Number of Units Wide: One</p> <p>Unit Configuration: Single Unit</p> <p>Sash Configuration: Equal</p> <p>Actual Width: 35 3/4-in</p> <p>Actual Height: 53 3/4-in</p> <p>Fits Opening Width: 36-in</p> <p>Fits Opening Height: 54-in</p> <p>Color: White</p> <p>***See in-store displays for exact color samples for both interior and exterior color.***</p>	<p><b>\$210.28</b></p>	<p>13</p>	<p><b>\$2,733.64</b></p>
-----------------------------------------------------------------------------------------------------------------------------------------	---------------------------------------------------------------------------------------------------------------------------------------------------------------------------------------------------------------------------------------------------------------------------------------------------------------------------------------------------------------------------------------------------------------------------------------------------------------------------------------------------------------------------------------------------------------------------------------------------------------------------------------------------------------------------------------------------------------------------------------------------------------------------------------------------------------------------------------------------------------------------------------------------------------------------------------------------------------	------------------------	-----------	--------------------------

Glass Energy Efficiency: Ultra Low-E w/ Argon  
 Glass Color: Clear  
 \*\*\*The graphics present an estimation of the color and are not a completely accurate representation.\*\*\*  
 Glass Strength/Safety: Single Strength  
 Grid Type: 5/8-in Contour  
 Grid Style: Colonial  
 Grid Position: Both Sashes  
 Top Grid Pattern: 3W2H  
 Bottom Grid Pattern: 3W2H  
 Hardware Color: Color Matched  
 Double Sash Locks: Yes  
 Screen: Half Screen  
 Foam Wrap: Not Applied  
 Head Expander: No  
 Iris Home Security System: No  
 Extended Coverage: Lifetime Glass Breakage and Labor - Discounted Package  
 Lead Time: 23 Days  
 Item Number: 743972

0002

Size = 29 3/4-in W x 45 3/4-in H



**Manufacturer:** Reliabl by Atrium

\*\*\*15% off SOS Windows and Doors from 04/12/17 to 04/26/17\*\*\*  
 \*\*\*Meets Energy Star Requirements for North-Central/South-Central/Southern Regions\*\*\*  
 U-Value:0.30, SHGC:0.19  
 - DP35: Size Tested 36-in x 74-in  
 \*\*\*DP Code and Florida Approval Code only valid up to window size tested\*\*\*  
 Division: Millwork  
 Product: Windows  
 Type: Double Hungs  
 Manufacturer: Reliabl by Atrium  
 Product Type: Double Hungs  
 Product Line: Replacement  
 Series: 3201 Good  
 Number of Units Wide: One  
 Unit Configuration: Single Unit  
 Sash Configuration: Equal  
 Actual Width: 29 3/4-in  
 Actual Height: 45 3/4-in  
 Fits Opening Width: 30-in  
 Fits Opening Height: 46-in  
 Color: White  
 \*\*\*See in-store displays for exact color samples for both interior and exterior color.\*\*\*  
 Glass Energy Efficiency: Ultra Low-E w/ Argon  
 Glass Color: Clear  
 \*\*\*The graphics present an estimation of the color and are

\$202.52

1

\$202.52

not a completely accurate representation.\*\*\*  
Glass Strength/Safety: Single Strength  
Grid Type: 5/8-in Contour  
Grid Style: Colonial  
Grid Position: Both Sashes  
Top Grid Pattern: 3W2H  
Bottom Grid Pattern: 3W2H  
Hardware Color: Color Matched  
Double Sash Locks: Yes  
Screen: Half Screen  
Foam Wrap: Not Applied  
Head Expander: No  
Iris Home Security System: No  
Extended Coverage: Lifetime Glass Breakage and Labor -  
Discounted Package  
Lead Time: 23 Days  
Item Number: 743972

**Project Total: \$2,936.16**

**Salesperson:** BRANDON LEATHERS (S0517BL2)

**Accepted by:** \_\_\_\_\_

Date: 04/17/2017

[Print Detailed Quote](#)

This Millwork Quote is valid until 5/16/2017. This is an estimate only. This estimate does not include tax or delivery charges. Delivery of all materials contained in this estimate are subject to availability from the manufacturer or supplier. All the above quantities, dimensions, specifications and accessories have been verified and accepted.



[Back to Quote](#)



Date: 04/21/2017

LOWE'S HOME CENTERS, LLC #517  
 400 WOODBROOK DRIVE  
 CHARLOTTESVILLE, VA 22901-1154  
 USA  
 (434) 975-7140



Project #: 504496906 Description: pse window install  
 Customer Name: WAYNE BRANCH  
 Customer Phone: (434) 295-1101  
 Customer Address: 513 VALLEY ROAD  
 CHARLOTTESVILLE,  
 VA 22902  
 USA

Line Item	Product Code	Unit Price	Quantity	Total Price
Frame Size	Description			

<p>0003</p> <p>Size = 36-in W x 54-in H</p>	<p><b>Manufacturer:</b> Pella (R) 250 Series Windows</p> <p>Double Hung NFRC: U-Factor: 0.29, SHGC: 0.25, VLT: 0.47, CR: 57                      Double Hung DP35: Size Tested 36-in x 63-in                      *** Performance values only valid for a single window and do not apply to                      millions***</p> <hr/> <p>Division: Millwork                      Product: Windows                      Type: Double Hungs                      Manufacturer: Pella (R) 250 Series Windows                      Energy Star (R) Qualified Products Only: Yes - I would like to view only the units that                      are qualified for Energy Star (R).                      Energy Star (R) Zone: North Central                      Location East or West: East                      Room Location: Other 1                      Configuration: 1 Wide                      Frame Type: Block                      Actual Frame Width: 36-in                      Actual Frame Height: 54-in                      Fits Opening Width: 36 1/4-in                      Fits Opening Height: 54 1/4-in                      Venting Height: Equal                      Unit Type: Complete Unit                      Performance Option: Standard                      Exterior Material Type: Vinyl                      Foam Insulated: No Foam Insulated                      Actual Base Frame Depth: 3 1/4-in                      Actual Base Wall Depth: 3 1/4-in                      Sill Adapter: Sill Adapter Included                      Head Expander: Head Expander Included                      Exterior Color: White                      Interior Color: White                      Glazing Type: Insulated</p>	<p><b>\$331.5610</b>    <b>\$3,315.60</b></p>
---------------------------------------------	--------------------------------------------------------------------------------------------------------------------------------------------------------------------------------------------------------------------------------------------------------------------------------------------------------------------------------------------------------------------------------------------------------------------------------------------------------------------------------------------------------------------------------------------------------------------------------------------------------------------------------------------------------------------------------------------------------------------------------------------------------------------------------------------------------------------------------------------------------------------------------------------------------------------------------------------------------------------------------------------------------------------------------------------------------------------------------------------------------------------------------------------------------------------------------------------------------------------------------------------------------------------------------------------------------------------------------------------------------------------------------------------------------------------------------------------------------------------------------------------------------------------------------------------------------------------------------------------------------------------------------------------------------------------------------------------------------------------------------------------------------------------------------------------------------------------------------------------------------------------------------	-----------------------------------------------

Insulated Type: Dual  
 Glass Strength: Annealed  
 Insulated Glass Option: Low-E  
 Low E Glass Style: Advanced  
 Gas Filled: Argon  
 High Altitude: Non High Altitude  
 Sash Lock: Cam-Action Lock  
 Window Opening Control Device: Standard Vent Stop  
 Limited Opening Hardware: No Limited Opening Hardware  
 Hardware Finish: White  
 Screen Option: Full Screen  
 Screen Shipping Option: Shipped In Unit  
 Grille Type: Simulated-Divided-Light Grilles  
 Actual Grille Bar Profile: 7/8-in Contour  
 Grille Interior Color: White  
 Grille Exterior Color: White  
 Grille Pattern: Traditional  
 Upper Grille Division Type: Typical  
 Lower Grille Division Type: Typical  
 Upper Lights Wide: 3  
 Upper Lights High: 2  
 Lower Lights Wide: 3  
 Lower Lights High: 2  
 Will This Product Be Installed By Lowe's (R)? : Installed By Lowe's (R)  
 Is This A Remake?: No  
 Lead Time: 35 Days  
 Item Number: 530802  
  
 \*\*\* This price reflects a 15% Off Promotion on SOS Pella (R) Windows & Patio Doors - 04/12/17 to 04/25/17 \*\*\*  
 This quote is good 04/12/17 to 04/25/17.

0001  
Replacement Window



**Manufacturer:** Pella Windows & Patio Doors  
 Division: Millwork  
 Product: Windows  
 Type: Double Hungs  
 Manufacturer: Pella Windows & Patio Doors  
 Material: Aluminum Clad Wood  
 Frame: Aluminum Clad Wood Frame  
 Energy Star (R) Qualified Products Only: Yes - I would like to view only the units that are qualified for Energy Star (R).  
 Energy Star (R) Zone: North Central  
 Product Family: Renovation  
 Product Configuration: Replacement Window  
 Room Location: Other 1  
 Opening Type: Exact  
 Actual Frame Size Width: 35 3/4-in  
 Actual Frame Size Height: 53 3/4-in  
 Fits Opening Width: 36 1/4-in  
 Fits Opening Height: 54 1/4-in  
 Exterior Color: White  
 Exterior Paint Grade: Standard EnduraClad  
 Jambliner: Luxury Edition  
 Wood Type: Pine - Standard  
 Interior Finish: Bright White  
 Sash Lock: Spoon

\$1,131.21
3
\$3,393.63


Sash Lifts: No  
 Hardware Finish: White  
 Glazing: Advanced Low E Glass  
 Tempered Glass: No  
 High Altitude: No  
 Gas Filled: Argon  
 Sash Style: Even  
 Actual Grid Type: 7/8-in Integral Light Technology (R) Grilles  
 Interior Grid Color: Bright White  
 Exterior Grid Color: White  
 Grid Style: Traditional  
 Grid Location: Top and Bottom Sash  
 Lite Pattern: 3W2H  
 Fiberglass Insect Screen: Half Screen  
 Screen Color: White  
 Screen Mesh: InView  
 Series: 850 Architect Series  
 Will This Product Be Installed By Lowe's (R)? Installed By Lowe's (R)  
 Is This A Remake?: No  
 Lead Time: 24 Days

**PREFINISHED DISCLAIMER & WARRANTY:** Stained and paint color samples are produced as accurately as possible; however, actual colors may vary from batch. Because wood is a natural product, each window will display its own personality with regards to variation in color, texture and grain pattern. Natural wood variations include distinctive grain patterns or unusual shadings in color. Due to the nature of using natural products, Pella Windows and Doors cannot be responsible for the actual degree of variation that may occur in your purchase. Prefinish services are covered under the standard labor warranty of 2 years from the date of sale. Labor for product over 2 years will be chargeable.  
 Item Number: 122504

\*\*\*This price reflects a 15% Off Promotion on SOS Pella (R) Windows & Patio Doors - 04/12/17 to 04/25/17\*\*\*

This quote is good 04/12/17 to 04/25/17.

0002  
 Replacement Window



**Manufacturer:** Pella Windows & Patio Doors

Division: Millwork  
 Product: Windows  
 Type: Double Hungs  
 Manufacturer: Pella Windows & Patio Doors  
 Material: Aluminum Clad Wood  
 Frame: Aluminum Clad Wood Frame  
 Energy Star (R) Qualified Products Only: Yes - I would like to view only the units that are qualified for Energy Star (R).  
 Energy Star (R) Zone: North Central  
 Product Family: Renovation  
 Product Configuration: Replacement Window  
 Room Location: Other 1  
 Opening Type: Exact  
 Actual Frame Size Width: 30-in  
 Actual Frame Size Height: 46-in  
 Fits Opening Width: 30 1/2-in

\$975.89

1

\$975.89

Fits Opening Height: 46 1/2-in  
 Exterior Color: White  
 Exterior Paint Grade: Standard EnduraClad  
 Jambliner: Standard Jambliner  
 Wood Type: Pine - Standard  
 Interior Finish: Bright White  
 Sash Lock: Spoon  
 Sash Lifts: No  
 Hardware Finish: White  
 Glazing: Advanced Low E Glass  
 Tempered Glass: No  
 High Altitude: No  
 Gas Filled: Argon  
 Sash Style: Even  
 Actual Grid Type: 7/8-in Integral Light Technology (R) Grilles  
 Interior Grid Color: Bright White  
 Exterior Grid Color: White  
 Grid Style: Traditional  
 Grid Location: Top and Bottom Sash  
 Lite Pattern: 3W2H  
 Fiberglass Insect Screen: Half Screen  
 Screen Color: White  
 Screen Mesh: InView  
 Series: 850 Architect Series  
 Will This Product Be Installed By Lowe's (R)? Installed By  
 Lowe's (R)  
 Is This A Remake?: No  
 Lead Time: 24 Days

**PREFINISHED DISCLAIMER & WARRANTY:** Stained and  
 paint color samples are produced as accurately as possible;  
 however, actual colors may vary from batch. Because wood is a  
 natural product, each window will display its own personality with  
 regards to variation in color, texture and grain pattern. Natural  
 wood variations include distinctive grain patterns or unusual  
 shadings in color. Due to the nature of using natural products, Pella  
 Windows and Doors cannot be responsible for the actual degree of  
 variation that may occur in your purchase. Prefinish services are  
 covered under the standard labor warranty of 2 years from the date  
 of sale. Labor for product over 2 years will be chargeable.  
 Item Number: 122504

\*\*\*This price reflects a 15% Off Promotion on SOS Pella (R)  
 Windows & Patio Doors - 04/12/17 to 04/25/17\*\*\*

This quote is good 04/12/17 to 04/25/17.

Salesperson: BRANDON LEATHERS (S0517BL2)

Project Total: \$7,685.12

Accepted by: \_\_\_\_\_

Date: 04/21/2017

Print Detailed Quote

This Millwork Quote is valid until 4/27/2017. This is an estimate only. This estimate does not include tax or delivery charges. Delivery of all materials contained in this estimate are subject to availability from the manufacturer or supplier. All the above quantities, dimensions, specifications and accessories have been verified and accepted.

[Back to Quote](#)




Date: 04/20/2017

LOWE'S HOME CENTERS, LLC #517  
 400 WOODBROOK DRIVE  
 CHARLOTTESVILLE, VA 22901-1154  
 USA  
 (434) 975-7140



Project #: 504496906 Description: pse window install  
 Customer Name: WAYNE BRANCH  
 Customer Phone: (434) 295-1101  
 Customer Address: 513 VALLEY ROAD  
 CHARLOTTESVILLE,  
 VA 22902  
 USA

Line Item	Product Code	Unit Price	Quantity	Total Price
Frame Size	Description			
0001 Replacement Window	<p><b>Manufacturer:</b> Pella Windows &amp; Patio Doors</p> <p>Division: Millwork                      Product: Windows                      Type: Double Hungs                      Manufacturer: Pella Windows &amp; Patio Doors                      Material: Aluminum Clad Wood                      Frame: Aluminum Clad Wood Frame                      Energy Star (R) Qualified Products Only: Yes - I would like to view only the units that are qualified for Energy Star (R).                      Energy Star (R) Zone: North Central                      Product Family: Renovation                      Product Configuration: Replacement Window                      Room Location: Other 1                      Opening Type: Exact                      Actual Frame Size Width: 35 3/4-in                      Actual Frame Size Height: 53 3/4-in                      Fits Opening Width: 36 1/4-in                      Fits Opening Height: 54 1/4-in                      Exterior Color: White                      Exterior Paint Grade: Standard EnduraClad                      Jambliner: Luxury Edition                      Wood Type: Pine - Standard                      Interior Finish: Bright White                      Sash Lock: Spoon                      Sash Lifts: No</p>	\$1,131.21	13	\$14,705.73



Hardware Finish: White  
 Glazing: Advanced Low E Glass  
 Tempered Glass: No  
 High Altitude: No  
 Gas Filled: Argon  
 Sash Style: Even  
 Actual Grid Type: 7/8-in Integral Light Technology (R)  
 Grilles  
 Interior Grid Color: Bright White  
 Exterior Grid Color: White  
 Grid Style: Traditional  
 Grid Location: Top and Bottom Sash  
 Lite Pattern: 3W2H  
 Fiberglass Insect Screen: Half Screen  
 Screen Color: White  
 Screen Mesh: InView  
 Series: 850 Architect Series  
 Will This Product Be Installed By Lowe's (R)?: Installed  
 By Lowe's (R)  
 Is This A Remake?: No  
 Lead Time: 24 Days

**PREFINISHED DISCLAIMER & WARRANTY:** Stained and paint color samples are produced as accurately as possible; however, actual colors may vary from batch. Because wood is a natural product, each window will display its own personality with regards to variation in color, texture and grain pattern. Natural wood variations include distinctive grain patterns or unusual shadings in color. Due to the nature of using natural products, Pella Windows and Doors cannot be responsible for the actual degree of variation that may occur in your purchase. Prefinish services are covered under the standard labor warranty of 2 years from the date of sale. Labor for product over 2 years will be chargeable.  
 Item Number: 122504

\*\*\*This price reflects a 15% Off Promotion on SOS Pella (R) Windows & Patio Doors - 04/12/17 to 04/25/17\*\*\*

This quote is good 04/12/17 to 04/25/17.

0002  
 Replacement Window


**Manufacturer:** Pella Windows & Patio Doors

Division: Millwork  
 Product: Windows  
 Type: Double Hungs  
 Manufacturer: Pella Windows & Patio Doors  
 Material: Aluminum Clad Wood  
 Frame: Aluminum Clad Wood Frame  
 Energy Star (R) Qualified Products Only: Yes - I would

\$975.89

F

\$975.89



like to view only the units that are qualified for Energy Star (R).  
Energy Star (R) Zone: North Central  
Product Family: Renovation  
Product Configuration: Replacement Window  
Room Location: Other 1  
Opening Type: Exact  
Actual Frame Size Width: 30-in  
Actual Frame Size Height: 46-in  
Fits Opening Width: 30 1/2-in  
Fits Opening Height: 46 1/2-in  
Exterior Color: White  
Exterior Paint Grade: Standard EnduraClad  
Jambliner: Standard Jambliner  
Wood Type: Pine - Standard  
Interior Finish: Bright White  
Sash Lock: Spoon  
Sash Lifts: No  
Hardware Finish: White  
Glazing: Advanced Low E Glass  
Tempered Glass: No  
High Altitude: No  
Gas Filled: Argon  
Sash Style: Even  
Actual Grid Type: 7/8-in Integral Light Technology (R) Grilles  
Interior Grid Color: Bright White  
Exterior Grid Color: White  
Grid Style: Traditional  
Grid Location: Top and Bottom Sash  
Lite Pattern: 3W2H  
Fiberglass Insect Screen: Half Screen  
Screen Color: White  
Screen Mesh: InView  
Series: 850 Architect Series  
Will This Product Be Installed By Lowe's (R)?: Installed By Lowe's (R)  
Is This A Remake?: No  
Lead Time: 24 Days

**PREFINISHED DISCLAIMER & WARRANTY:** Stained and paint color samples are produced as accurately as possible; however, actual colors may vary from batch. Because wood is a natural product, each window will display its own personality with regards to variation in color, texture and grain pattern. Natural wood variations include distinctive grain patterns or unusual shadings in color. Due to the nature of using natural products, Pella Windows and Doors cannot be responsible for the actual degree of variation that may occur in your purchase.



Prefinish services are covered under the standard labor warranty of 2 years from the date of sale. Labor for product over 2 years will be chargeable.  
Item Number: 122504

\*\*\*This price reflects a 15% Off Promotion on SOS Pella (R) Windows & Patio Doors - 04/12/17 to 04/25/17\*\*\*

This quote is good 04/12/17 to 04/25/17.

**Project Total: \$15,681.62**

**Salesperson:** BRANDON LEATHERS (S0517BL2)

**Accepted by:** \_\_\_\_\_

Date: 04/20/2017

[Print Detailed Quote](#)

This Millwork Quote is valid until 4/26/2017. This is an estimate only. This estimate does not include tax or delivery charges. Delivery of all materials contained in this estimate are subject to availability from the manufacturer or supplier. All the above quantities, dimensions, specifications and accessories have been verified and accepted.







